



# Cylindrical cased axial flow fans

## THGT Series

THGT/4/6-800-3-F300-50Hz



Range of adjustable pitch aerofoil blade, cased axial flow fans designed for smoke extract in fire conditions and certified F400-120, F300-120 and F200-120 (CE marked).

Casings formed from rolled sheet steel with a corrosion resistant hot dipped galvanised finish for all models.

All models F400-120 except 2 poles incorporate separate high grade diecast aluminium blades locked within an aluminium injected hub (diameters from 400 to 630) or a pressed sheet steel hub. (diameters from 710 to 1250).

F300-120 and F200-120 models incorporate an aluminium injected hub (diameters from 400 to 800) or a pressed sheet steel hub. (diameters from 900 to 1250).

2 POLES F400-120 model with aluminium impeller / hub formed from a one piece casting.

All models are available in both short and long casing versions except 2 poles F400-120 model only supplied with long casing.

Long casing versions (L) include an external terminal box.

Suitable for horizontal or vertical mounting installation.

### Motors

Available, depending upon the model:

- with three phase motors in 2, 4 or 6 poles.
- with three phase two speed motors, 2/4, 4/8 or 6/12 poles.

F400-120 motors are IP55, class H insulation.

F300-120 motors are IP55, class H insulation.

F200-120 motors are IP55, class F insulation.

Electrical supplies:

Three phase 230/400V-50Hz up to 3 kW.

Three phase 400V-50Hz, for higher power motors and two speed motors.


(See characteristics chart).

Motors suitable for inverter control.

In emergency operation, direct protected power supply.

On demand: 4/6 poles 2-speed motors.

### + Attributes



Highly versatile range due to different number of available blades and adjustable pitch angles

Impellers with 3, 5, 6, 7 or 9 blades with adjustable pitch angles, allowing the most optimum selection to achieve with every kind of installation requirements.



**Motor approved S1 and S2**  
 F400-120, F300-120 or F200-120 certified motors approved for running continuously (S1) or for emergency operation (S2)



**Corrosion resistance**  
 Casings formed from rolled sheet steel with a corrosion resistant hot dipped galvanised finish




**Motor support**  
 Manufactured from electrowelded sheet steel. F400-120 models from 400 to 800. F300-120 and F200-120 models from 400 to 800



**Aerodynamic motor support**  
 Aerodynamic design of the motor support to optimise airflow performances models from 900 to 1250.



**Impeller dynamically balanced**  
 Impeller dynamically balanced, according to ISO 1940 standard, providing vibration free operation



**Wide blade design: higher pressure**  
 Wide blade design to ensure the highest efficient airflow performances.  
 F400-120:  
 Configuration 1: from 400 to 630 models.  
 Configuration 2: from 710 to 1250 models.  
 F200-120 / F300-120:  
 Configuration 1: from 400 to 800 models.  
 Configuration 2: from 900 to 1250 models.



**Terminal box**  
 External terminal box for ease of connection (Long casing version)

## + Technical characteristics

Unfortunately an error occurred.

..

## + Reference

**T H G T / 6 - 1 0 0 0 - 6 / 8 / A L - 1,5 kW**  
 1 2 3 4 5 6 7 8

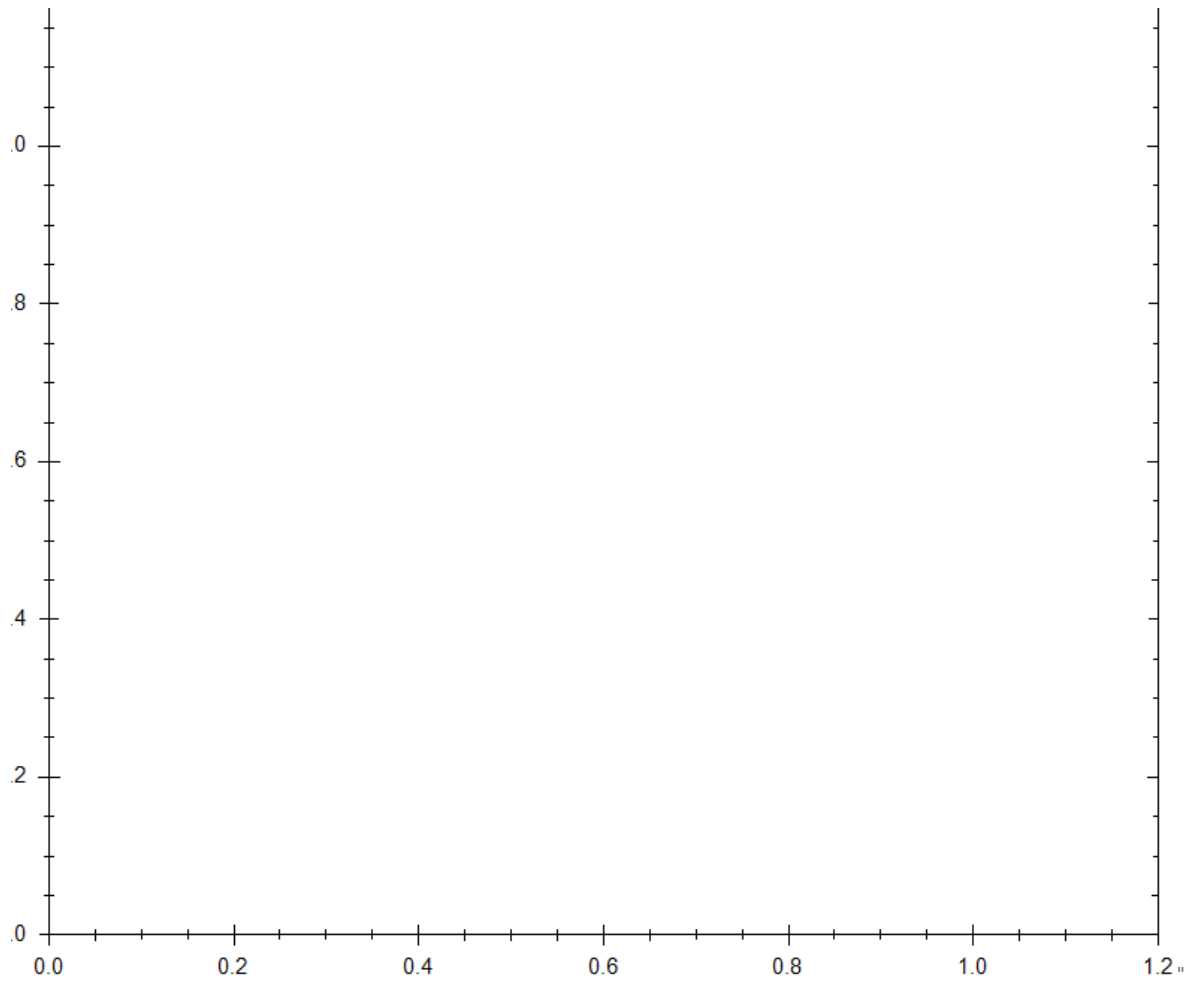
- 1 - Product range.
- 2 - Number of poles.
- 3 - Diameters.
- 4 - Number of blades.
- 5 - Blade pitch angle.
- 6 - Airflow direction: B (Impeller-Motor) / A (Motor-Impeller).
- 7 - Blank: with short casing without external terminal box.  
 K: with short casing with external terminal box.  
 L: with external terminal box and view finder.  
 LP: without external terminal box and with inspection box.
- 8 - Motor power.

## + Dimensions

Unfortunately an error occurred.

11

## + Curves



## + Mounting Accessories

Model	Circular duct matching flange	Bellmouth protection guard	Circular flexible connector	Inlet grille guard	Outlet grille guard
400	ARO BRIDA TGT/THGT-400 N	EMB- 400T	ACOPEL F400-400/160 N	DEFASP.TGT/THGT-400 (impeller side)	DEF.DES.TGT/THGT-400 (motor side)
450	ARO BRIDA TGT/THGT-450 N	EMB- 450T	ACOPEL F400-450/160 N	DEFASP.TGT/THGT-450 (impeller side)	DEF.DES.TGT/THGT-450 (motor side)
500	ARO BRIDA TGT/THGT-500 N	EMB- 500T	ACOPEL F400-500/160 N	DEFASP.TGT/THGT-500 (impeller side)	DEF.DES.TGT/THGT-500 (motor side)
560	ARO BRIDA TGT/THGT-560 N	EMB- 560T	ACOPEL F400-560/160 N	DEFASP.TGT/THGT-560 (impeller side)	DEF.DES.TGT/THGT-560 (motor side)
630	ARO BRIDA TGT/THGT-630 N	EMB- 630T	ACOPEL F400-630/160 N	DEFASP.TGT/THGT-630 (impeller side)	DEF.DES.TGT/THGT-630 (motor side)
710	ARO BRIDA TGT/THGT-710 N	EMB- 710T	ACOPEL F400-710/180 N	DEFASP.TGT/THGT-710 (impeller side)	DEF.DES.TGT/THGT-710 (motor side)
800	ARO BRIDA TGT/THGT-800 N	EMB- 800T	ACOPEL F400-800/180 N	DEFASP.TGT/THGT-800 (impeller side)	DEF.DES.TGT/THGT-800 (motor side)
900	ARO BRIDA TGT/THGT-900 N	EMB- 900T	ACOPEL F400-900/180 N	DEFASP.TGT/THGT-900 (impeller side)	DEF.DES.TGT/THGT-900 (motor side)
1000	ARO BRIDA TGT/THGT-1000 N	EMB- 1000T	ACOPEL F400-1000/180 N	DEFASP.TGT/THGT-1000 (impeller side)	DEF.DES.TGT/THGT-1000 (motor side)
1120	ARO BRIDA TGT/THGT-1120 N	EMB- 1120T	ACOPEL F400-1120/200 N	DEFASP.TGT/THGT-1120 (impeller side)	DEF.DES.TGT/THGT-1120 (motor side)
1250	ARO BRIDA TGT/THGT-1250 N	EMB- 1250T	ACOPEL F400-1250/200 N	DEFASP.TGT/THGT-1250 (impeller side)	DEF.DES.TGT/THGT-1250 (motor side)



Model	Support feet (horizontal)	Support feet (vertical)	Back draft shutter*	Circular sound attenuator	Attenuator with acoustic pod	Antivibration mount
400	PIE SOP.TGT/THGT-400	PIE SOP.TGT/THGT-400 V	CLAR-400	SIL CZ 400	SIL CZO 400	Divide the total weight of the fan by 4, as you need 4 antivibration mounts per unit. (see the table in the mounting accessories).
450	PIE SOP.TGT/THGT-450	PIE SOP.TGT/THGT-450 V	CLAR-450	SIL CZ 450	SIL CZO 450	
500	PIE SOP.TGT/THGT-500	PIE SOP.TGT/THGT-500 V	CLAR-500	SIL CZ 500	SIL CZO 500	
560	PIE SOP.TGT/THGT-560	PIE SOP.TGT/THGT-560 V	CLAR 560	SIL CZ 560	SIL CZO 560	
630	PIE SOP.TGT/THGT-630	PIE SOP.TGT/THGT-630 V	CLAR 630	SIL CZ 630	SIL CZO 630	
710	PIE SOP.TGT/THGT-710	PIE SOP.TGT/THGT-710 V	CLAR 710	SIL CZ 710	SIL CZO 710	
800	PIE SOP.TGT/THGT-800	PIE SOP.TGT/THGT-800 V	CLAR 800	SIL CZ 800	SIL CZO 800	
900	PIE SOP.TGT/THGT-900	PIE SOP.TGT/THGT-900 V	CLAR 900	SIL CZ 900	SIL CZO 900	
1000	PIE SOP.TGT/THGT-1000	PIE SOP.TGT/THGT-1000 V	CLAR 1000	SIL CZ 1000	SIL CZO 1000	
1120	PIE SOP.TGT/THGT-1120	PIE SOP.TGT/THGT-1120 V	CLAR 1120	SIL CZ 1120	SIL CZO 1120	
1250	PIE SOP.TGT/THGT-1250	PIE SOP.TGT/THGT-1250 V	CLAR 1250	SIL CZ 1250	SIL CZO 1250	



For more information see Mounting accessories.  
\* Only horizontal mounting.