



Cylindrical cased axial flow fans

THGT Series

THGT/6-1609-12-F400-50Hz



Range of adjustable pitch aerofoil blade, cased axial flow fans designed for smoke extract in fire conditions and certified F400-120, F300-120 and F200-120 (CE marked).

Casings formed from rolled sheet steel with a corrosion resistant hot dipped galvanised finish for all models.

All models F400-120 except 2 poles incorporate separate high grade diecast aluminium blades locked within an aluminium injected hub (diameters from 400 to 630) or a pressed sheet steel hub. (diameters from 710 to 1250).

F300-120 and F200-120 models incorporate an aluminium injected hub (diameters from 400 to 800) or a pressed sheet steel hub. (diameters from 900 to 1250).

2 POLES F400-120 model with aluminium impeller / hub formed from a one piece casting.

All models are available in both short and long casing versions except 2 poles F400-120 model only supplied with long casing.

Long casing versions (L) include an external terminal box.

Suitable for horizontal or vertical mounting installation.

Motors

Available, depending upon the model:

- with three phase motors in 2, 4 or 6 poles.
- with three phase two speed motors, 2/4, 4/8 or 6/12 poles.

F400-120 motors are IP55, class H insulation.

F300-120 motors are IP55, class H insulation.

F200-120 motors are IP55, class F insulation.

Electrical supplies:

Three phase 230/400V-50Hz up to 3 kW.

Three phase 400V-50Hz, for higher power motors and two speed motors.


(See characteristics chart).

Motors suitable for inverter control.

In emergency operation, direct protected power supply.

On demand: 4/6 poles 2-speed motors.

+ Attributes



Highly versatile range due to different number of available blades and adjustable pitch angles

Impellers with 3, 5, 6, 7 or 9 blades with adjustable pitch angles, allowing the most optimum selection to achieve with every kind of installation requirements.



Motor approved S1 and S2
 F400-120, F300-120 or F200-120 certified motors approved for running continuously (S1) or for emergency operation (S2)



Corrosion resistance
 Casings formed from rolled sheet steel with a corrosion resistant hot dipped galvanised finish




Motor support
 Manufactured from electrowelded sheet steel. F400-120 models from 400 to 800. F300-120 and F200-120 models from 400 to 800



Aerodynamic motor support
 Aerodynamic design of the motor support to optimise airflow performances models from 900 to 1250.



Impeller dynamically balanced
 Impeller dynamically balanced, according to ISO 1940 standard, providing vibration free operation



Wide blade design: higher pressure
 Wide blade design to ensure the highest efficient airflow performances.
 F400-120:
 Configuration 1: from 400 to 630 models.
 Configuration 2: from 710 to 1250 models.
 F200-120 / F300-120:
 Configuration 1: from 400 to 800 models.
 Configuration 2: from 900 to 1250 models.



Terminal box
 External terminal box for ease of connection (Long casing version)

+ Technical characteristics

Unfortunately an error occurred.

..

+ Reference

T H G T / 6 - 1 0 0 0 - 6 / 8 / A L - 1,5 kW
 1 2 3 4 5 6 7 8

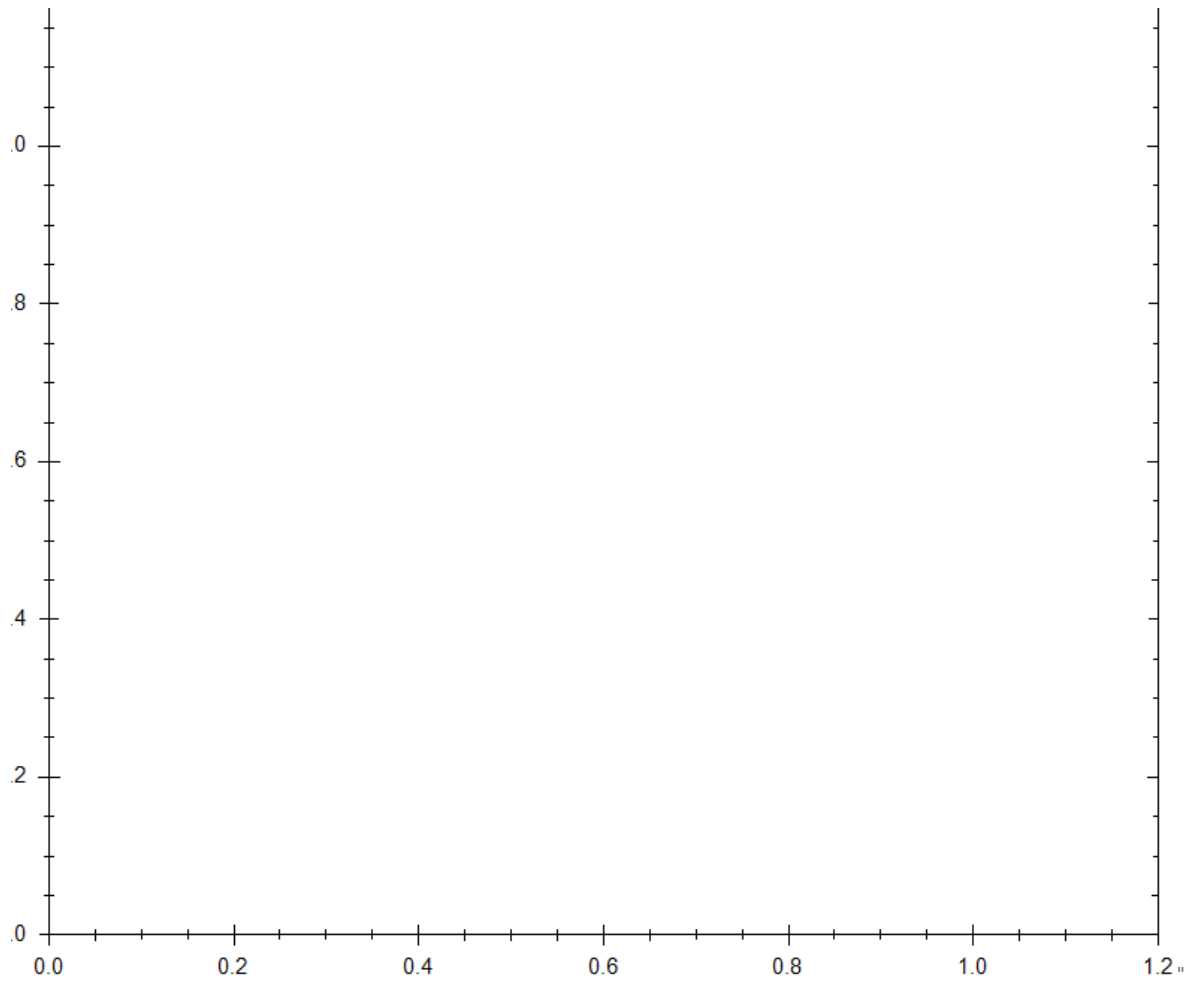
- 1 - Product range.
- 2 - Number of poles.
- 3 - Diameters.
- 4 - Number of blades.
- 5 - Blade pitch angle.
- 6 - Airflow direction: B (Impeller-Motor) / A (Motor-Impeller).
- 7 - Blank: with short casing without external terminal box.
 K: with short casing with external terminal box.
 L: with external terminal box and view finder.
 LP: without external terminal box and with inspection box.
- 8 - Motor power.

+ Dimensions

Unfortunately an error occurred.

11

+ Curves



+ Mounting Accessories

Model	Circular duct matching flange	Bellmouth protection guard	Circular flexible connector	Inlet grille guard	Outlet grille guard
400	ARO BRIDA TGT/THGT-400 N	EMB- 400T	ACOPEL F400-400/160 N	DEF.ASP.TGT/THGT-400 (impeller side)	DEF.DES.TGT/THGT-400 (motor side)
450	ARO BRIDA TGT/THGT-450 N	EMB- 450T	ACOPEL F400-450/160 N	DEF.ASP.TGT/THGT-450 (impeller side)	DEF.DES.TGT/THGT-450 (motor side)
500	ARO BRIDA TGT/THGT-500 N	EMB- 500T	ACOPEL F400-500/160 N	DEF.ASP.TGT/THGT-500 (impeller side)	DEF.DES.TGT/THGT-500 (motor side)
560	ARO BRIDA TGT/THGT-560 N	EMB- 560T	ACOPEL F400-560/160 N	DEF.ASP.TGT/THGT-560 (impeller side)	DEF.DES.TGT/THGT-560 (motor side)
630	ARO BRIDA TGT/THGT-630 N	EMB- 630T	ACOPEL F400-630/160 N	DEF.ASP.TGT/THGT-630 (impeller side)	DEF.DES.TGT/THGT-630 (motor side)
710	ARO BRIDA TGT/THGT-710 N	EMB- 710T	ACOPEL F400-710/180 N	DEF.ASP.TGT/THGT-710 (impeller side)	DEF.DES.TGT/THGT-710 (motor side)
800	ARO BRIDA TGT/THGT-800 N	EMB- 800T	ACOPEL F400-800/180 N	DEF.ASP.TGT/THGT-800 (impeller side)	DEF.DES.TGT/THGT-800 (motor side)
900	ARO BRIDA TGT/THGT-900 N	EMB- 900T	ACOPEL F400-900/180 N	DEF.ASP.TGT/THGT-900 (impeller side)	DEF.DES.TGT/THGT-900 (motor side)
1000	ARO BRIDA TGT/THGT-1000 N	EMB- 1000T	ACOPEL F400-1000/180 N	DEF.ASP.TGT/THGT-1000 (impeller side)	DEF.DES.TGT/THGT-1000 (motor side)
1120	ARO BRIDA TGT/THGT-1120 N	EMB- 1120T	ACOPEL F400-1120/200 N	DEF.ASP.TGT/THGT-1120 (impeller side)	DEF.DES.TGT/THGT-1120 (motor side)
1250	ARO BRIDA TGT/THGT-1250 N	EMB- 1250T	ACOPEL F400-1250/200 N	DEF.ASP.TGT/THGT-1250 (impeller side)	DEF.DES.TGT/THGT-1250 (motor side)



Model	Support feet (horizontal)	Support feet (vertical)	Back draft shutter*	Circular sound attenuator	Attenuator with acoustic pod	Antivibration mount
400	PIE SOP.TGT/THGT-400	PIE SOP.TGT/THGT-400 V	CLAR-400	SIL CZ 400	SIL CZO 400	Divide the total weight of the fan by 4, as you need 4 antivibration mounts per unit. (see the table in the mounting accessories).
450	PIE SOP.TGT/THGT-450	PIE SOP.TGT/THGT-450 V	CLAR-450	SIL CZ 450	SIL CZO 450	
500	PIE SOP.TGT/THGT-500	PIE SOP.TGT/THGT-500 V	CLAR-500	SIL CZ 500	SIL CZO 500	
560	PIE SOP.TGT/THGT-560	PIE SOP.TGT/THGT-560 V	CLAR 560	SIL CZ 560	SIL CZO 560	
630	PIE SOP.TGT/THGT-630	PIE SOP.TGT/THGT-630 V	CLAR 630	SIL CZ 630	SIL CZO 630	
710	PIE SOP.TGT/THGT-710	PIE SOP.TGT/THGT-710 V	CLAR 710	SIL CZ 710	SIL CZO 710	
800	PIE SOP.TGT/THGT-800	PIE SOP.TGT/THGT-800 V	CLAR 800	SIL CZ 800	SIL CZO 800	
900	PIE SOP.TGT/THGT-900	PIE SOP.TGT/THGT-900 V	CLAR 900	SIL CZ 900	SIL CZO 900	
1000	PIE SOP.TGT/THGT-1000	PIE SOP.TGT/THGT-1000 V	CLAR 1000	SIL CZ 1000	SIL CZO 1000	
1120	PIE SOP.TGT/THGT-1120	PIE SOP.TGT/THGT-1120 V	CLAR 1120	SIL CZ 1120	SIL CZO 1120	
1250	PIE SOP.TGT/THGT-1250	PIE SOP.TGT/THGT-1250 V	CLAR 1250	SIL CZ 1250	SIL CZO 1250	



For more information see Mounting accessories.
* Only horizontal mounting.