



Air curtains

COR-N Series

COR-9-1000 N



Designed for wall application in commercial or industrial environments.

Characteristics

Can be fitted up to a height of 3 metres.

High performance tangential propeller/impeller giving a low sound level.

Can be installed in series.

Extra low speed in those fans that need a higher output air temperature (warm air versions)

+ Attributes

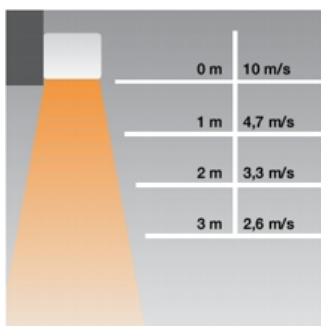


CR-F
2 Power selector remote fitted with the fan to control up to 5 units in series of the **A models (only ambient air)**.
LxAxH (mm): 88x47x88



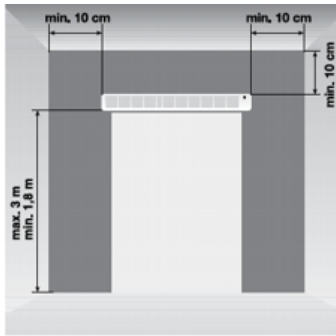
CR-6/9
Power remote selector and 3 speed fitted with the fan to control up to 5 units in series of the **A/H models (ambient and hot air)**.
LxAxH (mm): 88x47x88

+ Application



Air distance/speed

+ Installation



Installation height

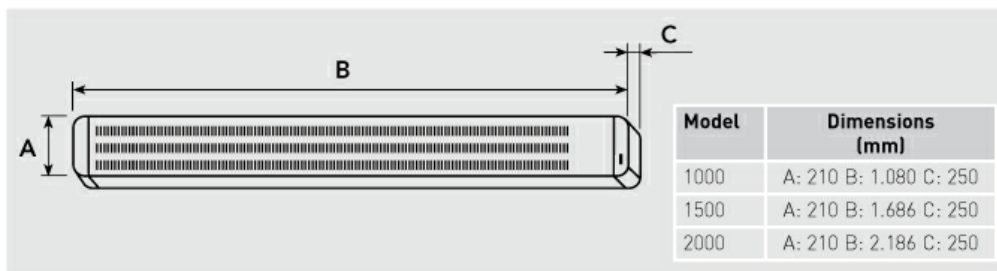
+ Technical characteristics

Model	Voltage (50 Hz) (V)	Heat power (kW)	Motor power (W)	Speeds	Airflow (m ³ /h)			Air output speed* at 0,05 m (m/s)	Maximum ΔT (°C)			Sound pressure level** (dB(A))	Abs. current (A)	Thermal fuse	Ambient thermostat connection	Ambient / Hot air	Weight (kg)	Colour	Speed selector
					Speed				Speed										
					High	Medium	Low		High	Medium	Low								
COR-F-1000 N	230		100	2	1.400		1.100	10				48	0,5			F	15	White RAL 9003	CR-F
COR-F-1500 N	230		200	2	2.700		2.100	10				50	0,8			F	20	White RAL 9003	CR-F
COR-F-2000 N	230		142	2	2.700		2.200	9				49	0,63			F	26	White RAL 9003	CR-F
COR-3,5-1000 N	230	3,5	100	3	1.400	1.100	750	10	7	9	14	48	15,5	•	•	F/C	16	White RAL 9003	CR-3,5 N
COR-6-1000 N	3N 400	3 / 6	100	3	1.400	1.100	750	10	13	16	23	48	8,6	•	•	F/C	16	White RAL 9003	CR-6/9 N
COR-9-1000 N	3N 400	4,5 / 9	100	3	1.300	1.100	1.000	10	20	24	26	48	13	•	•	F/C	16	White RAL 9003	CR-6/9 N
COR-9-1500 N	3N 400	4,5 / 9	200	3	2.500	2.000	1.200	10	11	13	22	50	13	•	•	F/C	21	White RAL 9003	CR-6/9 N
COR-12-1500 N	3N 400	6 / 12	200	3	2.500	1.900	1.100	10	14	18	32	49	17,3	•	•	F/C	22	White RAL 9003	CR-6/9 N
COR-18-2000 N	3N 400	9 / 18	200	3	2.600	2.300	2.000	10	20	23	26	49	26	•	•	F/C	30	White RAL 9003	CR-6/9 N

* Maximum airflow.

** Measured at 3 meters, in free field.

+ Dimensions



+ Mounting Accessories



CR-AUTOMATIC

Power and speed selector for manual or automatic control (Winter or Summer mode). Door switch included. Used for COR-N Series with electric heater. LxWxH (mm): 180x180x100

Functions

1. Manual Control of fan speed and heating outputs. Three fan speeds in ventilation mode or three fan speeds mixing ventilation and heating.
2. Heating output switch. Allows selection between medium and maximum heating output.
3. Manual / Automatic switch. Enables selection between manual position, with the activation of the switch 1 or automatic position. The automatic position enables the air curtain to run at low fan speed and medium heating output when the doors are closed. When the automatic door is open, the air curtain runs at high speed and maximum heating output. This function is controlled by an adjustable run-on-timer between 30 seconds to 10 minutes (factory setting at 30 seconds). When the limit is over the air curtain returns to low fan speed and medium heating output.
4. Summer/ winter switch. In the automatic position enables the choice between winter position and summer position. When the winter position is selected the fan and the heater are active. When the summer position is activated only the fan is active.

